






















POSITION STATEMENT

Reevaluating the FDA's warning against the use of probiotics in preterm neonates: A societal statement by ESPGHAN and EFCNI

Chris H. P. van den Akker^{1,2}  | Nicholas D. Embleton³  | Alexandre Lapillonne^{4,5}  | Walter A. Mihatsch^{6,7,8}  | Silva Salvatore⁹  | Roberto B. Canani¹⁰  | Ener C. Dinleyici¹¹  | Magnus Domellöf¹²  | Alfredo Guarino¹³  | Pedro Gutiérrez-Castrellón¹⁴  | Iva Hojsak¹⁵  | Flavia Indrio¹⁶  | Alexis Mosca¹⁷  | Rok Orel¹⁸  | Johannes (Hans) B. van Goudoever¹⁹  | Zvi Weizman²⁰  | Silke Mader²¹  | Luc J. I. Zimmermann^{21,22}  | Raanan Shamir²³  | Yvan Vandenplas²⁴  | Hania Szajewska²⁵ 

Correspondence

Chris H. P. van den Akker, Department of Paediatrics–Neonatology, Emma Children's Hospital, Amsterdam UMC, location AMC, Room H4-135, PO Box 22660, 1100 DD Amsterdam, The Netherlands.
Email: c.h.vandenakker@amsterdamumc.nl

Funding information

None

Abstract

The recent advisory issued by the United States Food and Drug Administration, cautioning against the routine administration of probiotics in preterm neonates, has sparked a lively debate within the scientific community. This commentary presents a perspective from members of the Special Interest Group on Gut Microbiota and Modifications within the European Society for Paediatric Gastroenterology, Hepatology and Nutrition (ESPGHAN) and other authors who contributed to the ESPGHAN position paper on probiotics for preterm infants, as well as representatives from the European Foundation for the Care of Newborn Infants. We advocate for a more nuanced and supportive approach to the use of certain probiotics in this vulnerable population, balancing the demonstrated benefits and risks.

KEYWORDS

live biotherapeutic product, necrotizing enterocolitis, premature infants, probiotic drug, probiotic sepsis

1 | INTRODUCTION

The recent advisory issued by the United States Food and Drug Administration (FDA), cautioning against the routine administration of probiotics in preterm neonates,¹ has sparked a lively debate within the scientific community and among other advocates for preventing

necrotizing enterocolitis (NEC).^{2–6} This commentary presents a perspective from members of the Special Interest Group on Gut Microbiota and Modifications within the European Society for Paediatric Gastroenterology, Hepatology and Nutrition (ESPGHAN) and other authors who contributed to the ESPGHAN position paper on probiotics for preterm infants,⁷ as

For affiliations refer to page 1405.

Disclaimer: Although this paper is produced by the ESPGHAN Special Interest Group on Gut Microbiota and Modifications, it does not necessarily represent ESPGHAN policy and is not endorsed by ESPGHAN.

This is an open access article under the terms of the [Creative Commons Attribution-NonCommercial-NoDerivs](https://creativecommons.org/licenses/by-nc-nd/4.0/) License, which permits use and distribution in any medium, provided the original work is properly cited, the use is non-commercial and no modifications or adaptations are made.

© 2024 The Authors. *Journal of Pediatric Gastroenterology and Nutrition* published by Wiley Periodicals LLC on behalf of European Society for Pediatric Gastroenterology, Hepatology, and Nutrition and North American Society for Pediatric Gastroenterology, Hepatology, and Nutrition.

well as representatives from the European Foundation for the Care of Newborn Infants (EFCNI). Both organizations endorsed this commentary. We advocate for a more nuanced and supportive approach to the use of certain probiotics in this vulnerable population, balancing the demonstrated benefits and risks.

2 | CONSIDERATIONS ABOUT THE FDA WARNING

The FDA's warning refers to a case of a preterm infant who had been administered the probiotic strain *Bifidobacterium longum* subsp. *infantis* EVC001, developed sepsis from this specific strain and subsequently died.¹ Although this incident is very tragic, it is important to note that it represents an isolated case. No further details are provided on concomitant diseases, actual cause of death, or causality assessment. Adverse effects can occur with any treatment or drug, although causality can be difficult to prove. In contrast, during probiotic sepsis, the specific probiotic strain can be directly detected and genotyped, resulting in a uniquely identifiable fingerprint. Most published cases of probiotic sepsis were successfully treated,^{8,9} which may be because of low pathogenicity of many of the organisms involved (especially *Bifidobacterium* species) and their sensitivity to standard antibiotics.^{8,10,11}

Benefit-risk assessment (BRA) is a complex and continuous process that occurs after a drug or intervention is launched onto the market. Detailed and extensive postmarketing surveillance is required to establish the occurrence, frequency and severity of adverse effects. However, an important limitation in all BRAs is the degree of subjectivity in reporting adverse events, including the likely underreporting of cases of probiotic sepsis, even those cases which were fatal. Quantitative benefit assessment relies heavily on randomized controlled trials (RCTs), whereas claims based on observational studies are more prone to bias and have lower degrees of certainty. The potential benefits of certain probiotic strains in very preterm infants are high. In fact, there are few therapies in neonatal medicine that have been studied as extensively as probiotics. More than 55,000 preterm infants studied in over 60 RCTs and 30 high-quality non-randomized studies, including trials from the United States, have received prophylactic probiotics.^{12–15} Meta-analyses show that the risk of severe NEC can be reduced by 30%–50% when appropriate probiotic strains are used. Simultaneously, none of these studies report an increased incidence of sepsis, but for several strains rather a reduction.

We concur with the FDA and others on the concerns regarding the unregulated probiotic market.^{16,17} However, we emphasize that the FDA's efforts to establish pharmaceutical-grade probiotic drugs, also known as

live biotherapeutic products,¹⁸ is unlikely to mitigate the risk of sepsis from a probiotic strain. Classifying probiotics as pharmaceuticals will foremost address several potential product quality issues, such as verification of the presence and concentration of the intended strain while avoiding inadvertent contamination with other bacteria. In addition, more attention will be directed to several strain safety concerns, including the potential transfer of antibiotic resistance genes and the avoidance of strains that produce D-lactic acid or may have other adverse metabolic side-effects.^{7,19}

3 | ESPGHAN'S POSITION

In the ESPGHAN position paper on probiotics for preterm infants,⁷ specific recommendations of a few efficacy-based probiotic strains for clinical use were made, whilst simultaneously recognizing the need for more high-quality research. Nonetheless, the current data strongly suggest that the number of adverse events associated with probiotics is several magnitudes lower than the reported reduction in NEC rates. The 2020 ESPGHAN position paper also addressed potential safety and quality control concerns by providing recommendations and emphasizing the importance of their confirmation by manufacturers before implementation. These can be summarized as:

- Use only products manufactured according to current Good Manufacturing Practices to ensure correct strain identity with lack of contamination. Certificates of analysis should address strain identity, purity, viability, and antibiotic susceptibility and resistance profiles;
- Do not provide probiotic strains, which produce D-lactate, as its potential risk or safety has not been adequately studied in preterm infants and remains uncertain;
- Use only strains devoid of any plasmids containing transferable antibiotic resistance genes. This information should be confirmed and provided by the manufacturer;
- Use only strains with proven effectiveness as determined by strain specific analyses.

Similar guidance was published recently from the United States.^{20–22} As noted above, probiotic sepsis is an inherent risk of any probiotic product, is largely unrelated to product quality and may not be avoided with more stringent regulations, or by registration as pharmaceutical-grade. Probiotic sepsis most likely occurs after either intestinal translocation or contamination of intravenous catheters. As this latter route may be more common,²³ a hygienic workflow from preparation to administration to the preterm infant may have more impact on preventing catheter-related probiotic sepsis than a regulated product by itself.

4 | OTHER ORGANIZATIONS (AMERICAN GASTROENTEROLOGICAL ASSOCIATION [AGA], WORLD HEALTH ORGANIZATION [WHO], AND AMERICAN ACADEMY OF PEDIATRICS [AAP])

In 2020, the AGA advocated in a practice guideline for the use of certain probiotic strains in preterm infants to reduce NEC incidence.²⁴ Similarly, the WHO provided a conditionally positive recommendation for using probiotics in all human milk-fed preterm infants.²⁵ These recommendations were largely in line with those posed by ESPGHAN.^{7,26} However, shortly after, the AAP stated that current evidence does not support routine administration of probiotics to preterm infants, particularly those with a birth weight of <1000 g.²⁷ However, this does not imply that probiotics should not be considered as a potential treatment in this group. These particularly vulnerable preterm infants have the highest morbidity and mortality risks, and may also stand to benefit most from efficacy-based probiotic strains. Although more rigorous mechanistic and clinical studies should be conducted to determine safety and efficacy of optimal strain combinations, there is already guidance available to allow a logical decision regarding which available strains have the best prophylactic potential and safety profile, as well as on the most relevant manufacturing standards.⁷

5 | RIGHTS OF THE PARENTS

Decisions regarding which extremely preterm infants should be offered active intensive care, whether invasive procedures such as laparotomy are appropriate, and whether all therapeutic treatments should be used must always be made in partnership with parents. Parents are capable of balancing benefits and risks when data are explained in lay language so they can be involved in decision making for their babies. Denying parents the option of advocating for their babies to receive a well-tested and safe intervention is not appropriate. We do not recommend that all very preterm infants must receive probiotics, as the recommendations are conditional, but we do suggest that every neonatologist should be prepared to discuss this option with every parent.

6 | CONCLUSION

In the absence of new, well-designed studies, we reconfirm that the available evidence has a highly favourable benefit-risk ratio thereby justifying the use of some well-identified, efficacy-based probiotic

strains for the prevention of NEC in very preterm infants. Although caution and a hygienic workflow should be exercised when considering and implementing probiotics for preterm neonates, the exclusion of probiotics based on rare but tragic cases does not appear to be the optimal approach for preterm infants. An extremely low risk of probiotic sepsis is likely to be accepted by nearly all parents if this is compared to the relatively large reduction in short and long-term burden arising from NEC. Currently, 400 preterm infants die of NEC in the United States annually,²⁸ whereas this might be reduced by 30-50% through using probiotic strains with proven efficacy.^{7,12-14} Abandoning evidence-based, high-quality products that are already currently available, while waiting for pharmaceutical-grade probiotic drugs, will cost many lives in the coming years. In addition, allowing neonatal intensive care units to only use future FDA-approved pharmaceutical-grade probiotic drug therapies will very likely increase daily costs substantially, while the risk of probiotic sepsis will likely not be lower. Besides, escalated costs will limit patient access to receiving evidence-based probiotics. Rather than delaying evidence-based interventions in favour of pharmaceutical-grade products, embracing probiotics with vigilance, guided by evidence and practicality, can harness their life-saving potential while still ensuring safety and efficacy.

AFFILIATIONS

¹Department of Pediatrics-Neonatology, Amsterdam UMC, University of Amsterdam, Amsterdam, The Netherlands

²Amsterdam Reproduction and Development, and Amsterdam Gastroenterology Endocrinology Metabolism Research Institutes, Amsterdam, The Netherlands

³Neonatal Unit, Royal Victoria Infirmary, Population Health Sciences Institute, Newcastle University, Newcastle upon Tyne, UK

⁴Department of Neonatology, APHP Necker University Hospital, Paris Cite University, Paris, France

⁵Department of Pediatrics, Children's Nutrition Research Center, Baylor College of Medicine, Houston, Texas, USA

⁶Department of Pediatrics, Ulm University, Ulm, Germany

⁷Department of Health Management, Neu-Ulm University of Applied Sciences, Neu-Ulm, Germany

⁸Department of Pediatrics, Zollernalb Klinikum, Balingen, Germany

⁹Department of Medicine and Technological Innovation, Pediatrics, Hospital "F. Del Ponte", University of Insubria, Varese, Italy

¹⁰Department of Translational Medical Science and the ImmunoNutritionLab at the Ceinge Research Center and Task Force on Microbiome Studies, University of Naples Federico II, Naples, Italy

¹¹Department of Pediatrics, Faculty of Medicine, Eskisehir Osmangazi University, Eskisehir, Turkey

¹²Department of Clinical Sciences, Pediatrics, Umeå University, Umeå, Sweden

¹³Department of Translational Medical Science, Section of Pediatrics, University of Naples Federico II, Naples, Italy

¹⁴International Scientific Council for Probiotics, A.C., Ciudad de México (CDMX), Mexico

¹⁵Department of Pediatrics, University of Zagreb Medical School, Children's Hospital Zagreb, Zagreb, Croatia

¹⁶Department of Experimental Medicine, Pediatric Section, Medical School MedTech, University of Salento, Lecce, Italy

¹⁷Department Pediatric Gastroenterology and Nutrition, Robert-Debré Hospital, APHP, Paris, France

¹⁸Department of Gastroenterology, Hepatology and Nutrition, University Medical Center Ljubljana, University Children's Hospital Ljubljana, Medical Faculty, University of Ljubljana, Ljubljana, Slovenia

¹⁹Department of Pediatrics, Amsterdam UMC, Emma Children's Hospital, University of Amsterdam, Amsterdam, The Netherlands

²⁰Faculty of Health Sciences, Ben-Gurion University, Beer-Sheva, Israel

²¹European Foundation for the Care of Newborn Infants (EFCNI), Munich, Germany

²²Department of Pediatrics, School for Oncology and Reproduction (GROW), Maastricht UMC+, Maastricht, The Netherlands

²³Institute for Gastroenterology, Nutrition and Liver Diseases, Schneider Children's Medical Center, Faculty of Medicine, Tel Aviv University, Tel Aviv, Israel

²⁴Department of Pediatrics, UZ Brussel, KidZ Health Castle, Vrije Universiteit Brussel (VUB), Brussels, Belgium

²⁵Department of Pediatrics, The Medical University of Warsaw, Warsaw, Poland

CONFLICT OF INTEREST STATEMENT

Chris H. P. van den Akker has participated as a clinical investigator and/or consultant, and/or advisory board member and/or speaker for ELGAN Pharma, Nutricia Early Life Nutrition, Nestlé (Nutrition Institute), and Baxter. Nicholas D. Embleton has provided expert advice to WHO regarding probiotics; Nicholas D. Embleton employer received institutional research grant from Danone Early Life Nutrition and ProLacta Bioscience; Nicholas D. Embleton received three speaker honoraria from Nestle Nutrition Institute donated to charity; Nicholas D. Embleton provided nonremunerated personal opinion to Neobiomics. Alexandre Lapillonne has no conflict of interest related to this work. Walter A. Mihatsch has participated as a clinical investigator and/or advisory board member, and/or consultant and/or speaker for Alzchem, Danone, Nestle Nutrition Institute, Neobiomics. Silva Salvatore has participated as consultant and/or speaker for Danone Nutricia, Nestle Nutrition Institute, Aurora Biofarma, Bioproject, Noos, DMG and, in the last 2 years, she has received consultant fee from Nestle Nutrition Institute. Roberto B. Canani has participated as a clinical investigator and/or consultant, and/or speaker for CHR Hansen, iHealth, Nestle Health Science, Nestle Nutrition Institute, Novalac, Nutricia, Mead Johnson Nutrition, United Pharmaceuticals (Novalac). Ener C. Dinleyici has participated as an advisory board member and/or consultant, and/or speaker for Biocodex, Nutricia, BioGaia and Nestle Health Science. Magnus Domellöf has received research funding from Arla Foods Ingredients and ProLacta Bioscience, as well as speaker or consultation fees from Baxter, Chiesi, Nestlé and Mead Johnson.

Alfredo Guarino has received research grants or honoraria for educational presentations by IPSEN, Biocodex, Mayoli and Dicofarm. Pedro Gutiérrez-Castrellón has participated as a clinical investigator and/or consultant, and/or advisory board member and/or speaker for Biogaia Sweden, AB-Biotics, Abbott Nutrition and Nestle. Iva Hojsak has received honorarium for lectures from Abbott, BioGaia, Nestle, Nutricia, Sandoz and Takeda. Flavia Indrio has participated as consultant and/or speaker for Biogaia, Danone Nutricia, Nestle Nutrition Institute and Novalac. Alexis Mosca has participated as an advisory board member and/or consultant, and/or speaker for Biocodex, Nutricia, BioGaia, Nestle Health Science, Havea, PiLeJe and AdareBiome. Rok Orel has participated as consultant or speaker for Lek Sandoz, Ewopharma, Abbvie, Kefo, Medis, Merit and Inspharma. Johannes (Hans) B. van Goudoever is founder and director of the Dutch National Human Milk Bank and member of the national Health Council, and has received financial research support from Danone (not related to this topic). Zvi Weizman has participated as a clinical investigator and/or advisory board member, and/or consultant and/or speaker for BioGaia, BioCodex, Hipp, Mead Johnson, Nestle, Sensus and Materna. Silke Mader has no direct personal conflict of interest. Silke Mader is member of the EFCNI Trustee and Executive Board, but both functions are nonpaid. EFCNI as an organization received educational grants and has sponsorship agreements with DSM, Nestle Nutrition Institute, Philips and ProLacta Bioscience. Luc J. I. Zimmermann has no direct personal conflict of interest. Luc J. I. Zimmermann is a member of the EFCNI Executive Board, but this function is nonpaid. EFCNI as an organization received educational grants and has sponsorship agreements with DSM, Nestle Nutrition Institute, Philips and ProLacta Bioscience. Raanan Shamir has participated as a clinical investigator and/or advisory board member, and/or consultant and/or speaker for Abbott, Elgan, Else, Nestlé, Nestle Health Science, NGS, Soremartec and Nutricia. Yvan Vandeplass has participated as a clinical investigator and/or advisory board member, and/or consultant and/or speaker for Abbott Nutrition, Alba Health, Arla, Ausnutria, Biogaia, By Heart, CHR Hansen, Danone, ELSE Nutrition, Friesland Campina, Nestle Health Science, Nestle Nutrition Institute, Nutricia, Mead Johnson Nutrition, Pileje, Sanulac, United Pharmaceuticals (Novalac), Yakult and Wyeth. Hania Szajewska has participated as a clinical investigator and/or advisory board member, and/or consultant and/or speaker for: Arla, BioGaia, Biocodex, Danone, Dicofarm, Nestlé Nutrition Institute, Nutricia, Mead Johnson/RB, Novalac, and Winlove. HS serves as a board member of the International Scientific Association for Probiotics and Prebiotics (unpaid, volunteer position).

ORCID

Chris H. P. van den Akker  <https://orcid.org/0000-0002-5494-730X>

Nicholas D. Embleton  <http://orcid.org/0000-0003-3750-5566>

Alexandre Lapillonne  <http://orcid.org/0000-0002-1872-4176>

Walter A. Mihatsch  <https://orcid.org/0000-0003-0152-9830>

Silva Salvatore  <http://orcid.org/0000-0003-4339-556X>

Roberto B. Canani  <http://orcid.org/0000-0002-5169-9574>

Ener C. Dinleyici  <http://orcid.org/0000-0002-0339-0134>

Magnus Domellöf  <http://orcid.org/0000-0002-0726-7029>

Alfredo Guarino  <http://orcid.org/0000-0003-0199-0336>

Pedro Gutiérrez-Castrellón  <http://orcid.org/0000-0002-9885-9635>

Iva Hojsak  <http://orcid.org/0000-0003-3262-5964>

Flavia Indrio  <http://orcid.org/0000-0001-9789-7878>

Alexis Mosca  <http://orcid.org/0000-0001-9504-5516>

Rok Orel  <http://orcid.org/0000-0002-1631-3998>

Johannes (Hans) B. van Goudoever  <http://orcid.org/0000-0003-3960-1703>

Zvi Weizman  <http://orcid.org/0000-0001-7007-4855>

Silke Mader  <http://orcid.org/0000-0002-3396-0177>

Luc J. I. Zimmermann  <http://orcid.org/0000-0002-1409-3821>

Raanan Shamir  <http://orcid.org/0000-0002-4287-3681>

Yvan Vandenplas  <http://orcid.org/0000-0002-1862-8651>

Hania Szajewska  <http://orcid.org/0000-0002-4596-2874>

REFERENCES

1. U.S. Food and Drug Administration. Safety and availability communication and press announcement. 2023. Accessed October 27, 2023. <https://www.fda.gov/media/172606/download?attachment>; <https://www.fda.gov/news-events/press-announcements/fda-raises-concerns-about-probiotic-products-sold-use-hospitalized-preterm-infants>
2. International Scientific Association for Probiotics and Prebiotics. Probiotic administration in preterm infants: scientific statement. 2023. Accessed October 27, 2023. <https://isapscience.org/probiotic-administration-in-preterm-infants-scientific-statement/>
3. Barrington K. Neonatal research blog: probiotics. What now? October 6, 2023. Accessed October 27, 2023. <https://neonatalresearch.org/2023/10/06/probiotics-what-now/>
4. Embleton ND, Berrington J, Clarke P, et al. Probiotics for preterm infants and the recent FDA alert in the USA. *Arch Dis Child Fetal Neonatal Ed.* 2023. Published online December 16, 2023. <https://doi.org/10.1136/archdischild-2023-326580>
5. Underwood MA, Canvasser J, Kim JH. Catch-22: the FDA, probiotics, and preterm infants. *The Microbiologist.* Opinion. 2023. December 12, 2023. <https://www.the-microbiologist.com/opinion/catch-22-the-fda-probiotics-and-preterm-infants/2079.article>
6. The NEC Society. NEC Society–FDA meeting on probiotics. January 3, 2024. Accessed February 5, 2024. <https://necsociety.org/2024/01/03/nec-society-fda-meeting-on-probiotics/>
7. van den Akker CHP, van Goudoever JB, Shamir R, et al. Probiotics and preterm infants: a position paper by the European Society for Paediatric Gastroenterology Hepatology and Nutrition Committee on Nutrition and the European Society for Paediatric Gastroenterology Hepatology and Nutrition Working Group for Probiotics and Prebiotics. *J Pediatr Gastroenterol Nutr.* 2020;70(5):664-680.
8. Kulkarni T, Majarikar S, Deshmukh M, et al. Probiotic sepsis in preterm neonates—a systematic review. *Eur J Pediatr.* 2022; 181(6):2249-2262.
9. Acuna-Gonzalez A, Kujawska M, Youssif M, et al. Bifidobacterium bacteraemia is rare with routine probiotics use in preterm infants: a further case report with literature review. *Anaerobe.* 2023;80:102713.
10. Neut C, Mahieux S, Dubreuil LJ. Antibiotic susceptibility of probiotic strains: is it reasonable to combine probiotics with antibiotics? *Med Mal Infect.* 2017;47(7):477-483.
11. Esaiassen E, Hjerde E, Cavanagh JP, Simonsen GS, Klingenberg C. *Bifidobacterium bacteremia*: clinical characteristics and a genomic approach to assess pathogenicity. *J Clin Microbiol.* 2017;55(7):2234-2248.
12. Wang Y, Florez ID, Morgan RL, et al. Probiotics, prebiotics, lactoferrin, and combination products for prevention of mortality and morbidity in preterm infants: a systematic review and network meta-analysis. *JAMA Pediatrics.* 2023;177(11): 1158-1167.
13. Sharif S, Meader N, Oddie SJ, Rojas-Reyes MX, McGuire W. Probiotics to prevent necrotising enterocolitis in very preterm or very low birth weight infants. *Cochrane Database Syst Rev.* 2023;7(7):005496.
14. Deshmukh M, Patole S. Prophylactic probiotic supplementation for preterm neonates—a systematic review and meta-analysis of nonrandomized studies. *Adv Nutr.* 2021;12(4):1411-1423.
15. Agha L, Staiger D, Brown C, Soll RF, Horbar JD, Edwards EM. Association of hospital adoption of probiotics with outcomes among neonates with very low birth weight. *JAMA Health Forum.* 2023;4(5):e230960.
16. de Simone C. The unregulated probiotic market. *Clin Gastroenterol Hepatol.* 2019;17(5):809-817.
17. Lerner A, Shoenfeld Y, Matthias T. Probiotics: if it does not help it does not do any harm. Really? *Microorganisms.* 2019;7(4): 104.
18. Cordaillat-Simmons M, Rouanet A, Pot B. Live biotherapeutic products: the importance of a defined regulatory framework. *Exp Mol Med.* 2020;52(9):1397-1406.
19. Kolaček S, Hojsak I, Berni Canani R, et al. Commercial probiotic products: a call for improved quality control. A position paper by the ESPGHAN Working Group for Probiotics and Prebiotics. *J Pediatr Gastroenterol Nutr.* 2017;65(1):117-124.
20. Barbian ME, Patel RM. Probiotics for prevention of necrotizing enterocolitis: where do we stand? *Semin Perinatol.* 2023;47(1): 151689.
21. Shane AL, Preidis GA. Probiotics in the neonatal intensive care unit—a framework for optimizing product standards. *JAMA Pediatrics.* 2023;177(9):879-880.
22. Merenstein D, Pot B, Leyer G, et al. Emerging issues in probiotic safety: 2023 perspectives. *Gut Microbes.* 2023;15(1): 2185034.
23. Yelin I, Flett KB, Merakou C, et al. Genomic and epidemiological evidence of bacterial transmission from probiotic capsule to blood in ICU patients. *Nat Med.* 2019;25(11):1728-1732.

24. Morgan RL, Preidis GA, Kashyap PC, et al. Probiotics reduce mortality and morbidity in preterm, low-birth-weight infants: a systematic review and network meta-analysis of randomized trials. *Gastroenterology*. 2020;159(2):467-480.
25. World Health Organization. *WHO recommendations for care of the preterm or low birth weight infant, 2022*.
26. van den Akker CHP, van Goudoever JB, Szajewska H, et al. Probiotics for preterm infants: a strain-specific systematic review and network meta-analysis. *J Pediatr Gastroenterol Nutr*. 2018;67(1):103-122.
27. Poindexter B, Cummings J, Hand I, et al. Use of probiotics in preterm infants. *Pediatrics*. 2021;147(6):1-7.
28. Wolf MF, Rose AT, Goel R, Canvasser J, Stoll BJ, Patel RM. Trends and racial and geographic differences in infant mortality

in the United States due to necrotizing enterocolitis, 1999 to 2020. *JAMA Network Open*. 2023;6(3):e231511.

How to cite this article: van den Akker CHP, Embleton ND, Lapillonne A, et al. Reevaluating the FDA's warning against the use of probiotics in preterm neonates: a societal statement by ESPGHAN and EFCNI. *J Pediatr Gastroenterol Nutr*. 2024;78:1403-1408. doi:10.1002/jpn3.12204