

Hypervelocity stars and the environment of Sgr A*

Alberto Sesana,^{1*} Francesco Haardt¹ and Piero Madau^{2,3}

¹*Dipartimento di Fisica e Matematica, Università dell'Insubria, Via Valleggio 11, 22100 Como, Italy*

²*Department of Astronomy & Astrophysics, University of California, Santa Cruz, CA 95064, USA*

³*Max-Planck-Institut für Astrophysik, Karl-Schwarzschild-Strasse 1, 85740 Garching bei München, Germany*

Accepted 2007 April 20. Received 2007 April 4; in original form 2007 March 6

ABSTRACT

Hypervelocity stars (HVSs) are a natural consequence of the presence of a massive nuclear black hole (Sgr A*) in the Galactic Centre. Here we use the Brown et al. sample of unbound and bound HVSs together with numerical simulations of the propagation of HVSs in the Milky Way halo to constrain three plausible ejection mechanisms: (i) the scattering of stars bound to Sgr A* by an in-spiralling intermediate-mass black hole (IMBH); (ii) the disruption of stellar binaries in the tidal field of Sgr A*; and (iii) the two-body scattering of stars off a cluster of stellar-mass black holes orbiting Sgr A*. We compare the predicted radial and velocity distributions of HVSs with the limited-statistics data set currently available, and show that the IMBH model appears to produce a spectrum of ejection velocities that is too flat. Future astrometric and deep wide-field surveys of HVSs should shed unambiguous light on the stellar ejection mechanism and probe the Milky Way potential on scales as large as 200 kpc.

Key words: black hole physics – stellar dynamics – Galaxy: centre – Galaxy: kinematics and dynamics.

1 INTRODUCTION

Hypervelocity stars (HVSs), i.e. stars moving with speeds sufficient to escape the gravitational field of the Milky Way (MW), were first recognized by Hills (1988) as an unavoidable byproduct of the presence of a massive black hole in the Galactic Centre (GC). We now know of seven HVSs in the MW halo travelling with Galactic rest-frame velocities v_{RF} in the range between +400 and +750 km s⁻¹ (Brown et al. 2005, 2006a,b; Hirsch et al. 2005; Edelmann et al. 2005). Most are probably B-type main-sequence halo stars with Galactocentric distances of 50–100 kpc, and have travel times from the GC consistent with their lifetimes. Only a close encounter with a relativistic potential well can accelerate a 3–4 M_{\odot} star to such extreme velocities, and at least three different ejection mechanisms from the dense stellar cusp around Sgr A*, the massive black hole in the GC, have been proposed.

(i) The scattering of stars bound to Sgr A* by an in-spiralling intermediate-mass black hole ('IMBH model', Yu & Tremaine 2003; Levin 2006; Baumgardt, Gualandris & Portegies Zwart 2006; Sesana, Haardt & Madau 2006, and in preparation).

(ii) The tidal breakup of a tight stellar binary by Sgr A* (hereinafter the 'TB model'). This interaction leads to the capture of one star and the high-speed ejection of its companion (Hills 1988; Yu & Tremaine 2003; Gualandris, Portegies Zwart & Sipior 2005; Ginsburg & Loeb 2006; Bromley et al. 2006).

(iii) The scattering of ambient stars by a cluster of stellar-mass black holes that have segregated around Sgr A* (Miralda-Escudé & Gould 2000; O'Leary & Loeb 2006; hereinafter the 'BHC' model).

In theory, the observed frequency, spectral properties, and spatial and velocity distributions of HVSs should all shed light on the ejection mechanism and the stellar environment around Sgr A*. In practice, however, different scenarios can reproduce the inferred rate of removal from the GC simply by changing, within the observational constraints, the stellar mass function and/or the fraction of stellar binaries. Travel time estimates for the known HVSs are spread uniformly between 30 and 160 Myr, and there is as yet no evidence for a burst of HVSs from the GC (Brown et al. 2006a). Both models TB and BHC predict HVSs to be expelled isotropically at an approximately constant rate, while in model IMBH HVSs are ejected preferentially within the orbital plane of the black hole pair in a short burst lasting a few Myr (Levin 2006; Sesana et al. 2006, 2007, and in preparation). Even in the latter case, however, the observed HVS population would plausibly be produced by a series of IMBH in-spiral events [at a rate that could be as high as 10^{-7} yr⁻¹ – see Portegies Zwart et al. (2006)] with randomly oriented orbital planes. HVSs would then be distributed isotropically in the halo of the MW, and the imprint of a single burst on their spatial distribution would be hardly recognizable.

In this Letter we use numerical simulations of the propagation of HVSs in the MW halo to compare the radial and velocity distributions predicted by the three models to the Brown et al. (2006a,b) sample of unbound and bound HVSs.

*E-mail: sesana@mib.infn.it

2 MODELS

HVSs are assumed to be ejected from the GC at a steady, arbitrary rate, and their velocities are obtained as follows.

(i) In model IMBH, HVSs are produced according to the velocity distribution of scattered stars found in scattering experiments (Sesana et al. 2006, and in preparation). In Sesana et al. (in preparation), we study the in-spiral of an IMBH on to a massive black hole surrounded by a cusp of bound stars. Motivated by recent N -body simulations (Matsubayashi, Makino & Ebisuzaki 2007), we assume that the IMBH starts to eject stars when the total stellar mass inside the binary semimajor axis a is $\sim M_2$, the mass of the secondary. For Sgr A*, this translates into $a \simeq 0.03$ pc. We further assume a black hole binary mass ratio $q = 1/729$, an initial orbital eccentricity $e = 0.9$, and a stellar cusp (bound to Sgr A*) with density profile $\propto r^{-1.5}$. The IMBH is found to stall after loss-cone depletion at $a \sim 0.004$ pc. While the ejection rate depends on the values of q and e , neither the binary mass ratio nor its eccentricity has a large effect on the average ejection velocity (see also fig. 6 of Sesana et al. 2006). We checked that assuming either $q = 1/243$ or $e = 0.1$ does not affect significantly the predicted velocity distribution. As the ejection velocity in a scattering event is a function of binary separation, the velocity distribution used here is averaged during the entire shrinking phase of the binary: the IMBH decays fast at large separations (where stars gain relatively little energy after an encounter), and ejects stars at higher and higher speeds as it approaches the hardening radius.

(ii) For models TB invoking the tidal break-up of stellar binaries by a close encounter with Sgr A*, we use the results of the scattering experiments performed by Bromley et al. (2006). There, randomly oriented circular binaries are launched towards Sgr A* from a distance of several thousands of au at an initial approach speed of 250 km s^{-1} . The high-speed ejection of a binary member depends on the binary semimajor axis, a_{bin} , the closest approach distance between the binary and the hole, R_{min} , and the masses of the three bodies. A Gaussian distribution of ejection speeds with 20 per cent dispersion around the mean provides a reasonable characterization of the numerical results. We use this simple Gaussian model, assuming both a flat distribution in $\log a_{\text{bin}}$ (Heacox 1998, hereinafter TBf model) and a lognormal distribution in a_{bin} (Duquennoy & Mayor 1991, hereinafter TBIn model). We randomly sample the closest approach distance R_{min} between 1 and 700 au, and neglect any preference in the ejection of either member of the binary. Both binary member masses are generated according to a Salpeter initial mass function in the range $1\text{--}15 M_{\odot}$.

(iii) Finally, in model BHC, HVSs are generated from the conservative distribution of O’Leary & Loeb (2006, see their fig. 1), including encounters that result in physical star–black hole collisions. This is because the typical relative speed of the stars and the black holes is much larger than the surface escape velocity of the star: such encounters do not lead to coalescence and could also result in HVSs. All black holes have a mass of $m_{\text{BH}} = 10 M_{\odot}$, are distributed isotropically and follow a cuspy density profile with slope -2 (O’Leary & Loeb 2006). Compared with model IMBH in which a single scatterer slowly sinks inward, in model BHC many scattering centres are present at any given time around Sgr A*.

The distribution of stellar ejection velocities at infinite distance from Sgr A* (and in the absence of other gravitational sources) is shown in Fig. 1 for the three scenarios discussed above, in the range $700 < v_{\text{ej}} < 2000 \text{ km s}^{-1}$. Mechanism IMBH clearly produces a more numerous population of high-speed events with $v_{\text{ej}} > 900 \text{ km s}^{-1}$ compared with mechanisms TB and BHC. Note that,

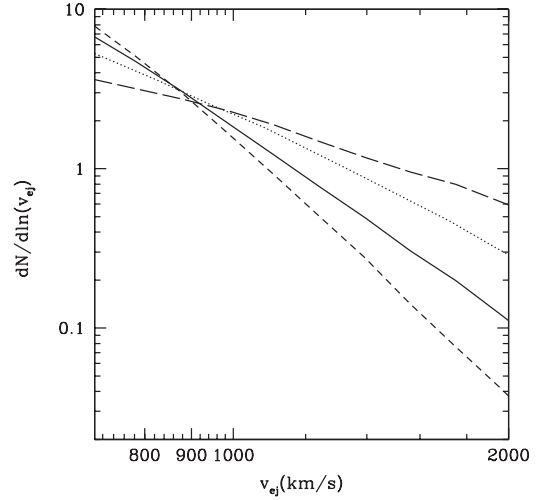


Figure 1. Distribution of ejection velocities of HVSs predicted by the three different mechanisms discussed in the text. Short-dashed line: model TBIn. Solid line: model TBf. Dotted line: model BHC. Long-dashed line: model IMBH with $q = 1/729$ and $e = 0.9$. Models TBf and TBIn assume a Salpeter initial mass function from 1 to $15 M_{\odot}$. Only stars with ejection velocities $v_{\text{ej}} > 700 \text{ km s}^{-1}$ will reach Galactocentric distances $r > 10 \text{ kpc}$. The average ejection velocities in the plotted range are 870, 930, 990 and 1160 km s^{-1} for models TBIn, TBf, BHC and IMBH, respectively. Curves are normalized so that the integral in $d \ln(v_{\text{ej}})$ from $\ln(700/\text{km s}^{-1})$ to infinity is unitary.

while in both models IMBH and BHC the ejection velocity is independent of stellar mass (for model BHC this is actually true only as long as the star is lighter than the scattering hole), in model TB the ejection velocity of the primary (secondary) component of an $m_1 > m_2$ stellar binary scales as $\sqrt{m_2}(m_1 + m_2)^{-1/6}[\sqrt{m_1}(m_1 + m_2)^{-1/6}]$ (Hills 1988).

3 SIMULATIONS

To generate a simulated catalogue of HVSs in the MW halo, we sample the distributions in Fig. 1 and integrate the orbits of ejected stars in a spherically symmetric potential using the fourth-order Runge–Kutta routine DOPRI5 (Dormand & Prince 1978). The fractional tolerated error, in position and velocity of the star, is set to 10^{-12} per step, allowing a (fractional) total energy conservation accuracy $\sim 10^{-8}$.

The Galactic potential, the main-sequence lifetime of the stars t_{ms} and the star ejection time relative to the present all determine the distribution of observable velocities as a function of Galactocentric distance. For each star we randomly generate a time T since ejection between zero and the main-sequence lifetime t_{ms} , integrate its orbit for a time T , and then store its final distance and velocity. While stars ejected with lower speeds cannot reach large distances within a time $< t_{\text{ms}}$ and will only populate the inner halo, the high-velocity tail can reach more distant regions of the MW within the stellar main-sequence lifetime (Bromley et al. 2006).

Stars are assumed to be injected in the GC at a constant rate according to a Salpeter initial mass function, $dN/dm_* \propto m_*^{-2.35}$. The scattering rate of stars having mass between m_* and $m_* + \Delta m_*$ is then given by $t_c^{-1} (dN/dm_*) \Delta m_*$, where t_c is the characteristic time-scale between encounters. Since the orbits of stars of mass m_* are only followed for at most a main-sequence time-scale $t_{\text{ms}}(m_*)$,

Table 1. The five different models of MW mass distribution discussed in the text. The quantities $M_{0.01}$, M_{100} , $V_{c,8}$, A , B , V_{esc} and $V_{\text{esc},8}$ are, respectively, the mass enclosed in 10 pc in units of $10^7 M_{\odot}$, the mass enclosed in 100 kpc in units of $10^{11} M_{\odot}$, the circular velocity at 8 kpc in km s^{-1} , the Oort constants, the escape velocity from Sgr A* in km s^{-1} , and the escape velocity at 8 kpc in km s^{-1} .

	$M_{0.01}$	M_{100}	$V_{c,8}$	A	B	V_{esc}	$V_{\text{esc},8}$
Deep	3.46	10.0	207	15.0	-11.0	978	630
Bdef	2.93	10.2	210	13.2	-13.2	929	585
WDa	3.45	6.7	229	14.8	-13.9	899	550
DB2d	2.98	6.3	206	14.0	-11.9	824	515
DB4d	2.97	4.0	217	14.4	-13.0	791	455

we must normalize the total number of events according to

$$\Delta N(m_*) = \frac{t_{\text{ms}}(m_*)}{t_c} \frac{dN}{dm_*} \Delta m_* \quad (1)$$

The number of stars ejected in the same mass interval is then $\Delta N(m_*)F(m_*)$, where the dimensionless function $F(m_*)$ takes into account the mass dependence of the ejection mechanism [as in model TB the ejection probability is larger for low-mass binaries (Hills 1988)]. Note that, in all models, the stellar lifetime introduces an explicit dependence on stellar mass in the spatial distribution of observable HVSSs, since more massive stars need higher ejection speeds to reach large Galactocentric distances.

To bracket the uncertainties in the MW potential, we use five different models for the mass distribution in the Galaxy. One is the single-component default model used by Bromley et al. (2006) (hereinafter potential Bdef), a cored power-law

$$\rho(r) = \rho_0 / [1 + (r/r_c)^2], \quad (2)$$

where $\rho_0 = 1.27 \times 10^4 M_{\odot} \text{pc}^{-3}$ is the central density, and the core radius is $r_c = 8$ pc. The other four are multi-component models, formed by a power-law stellar bulge, an exponential disc and an NFW (Navarro, Frenk & White 1997) dark matter halo. In model WDa, the disc and halo are chosen according to model MWa of Widrow & Dubinski (2005), and the bulge mass is set to $1.4 \times 10^{10} M_{\odot}$. In models DB2d and DB4d, disc and halo are chosen according to models 2d and 4d of Dehnen & Binney (1998), and the bulge mass is $0.8 \times 10^{10} M_{\odot}$. Finally, a variant of model WDa is constructed where the disc has the same mass but a smaller scale-length $R_d = 2$ kpc, and the halo has a larger scalelength (19 kpc) and is more massive ($M_{h,100} = 9.4 \times 10^{11} M_{\odot}$). Such a model, termed ‘Deep’, is characterized by a large local escape speed. For simplicity, in all models the bulge is spherically symmetric and the disc mass is added as a spherical component to the bulge and halo. The disc contribution to the potential is significant only in models DB2d and Deep, and only in the inner 3–8 kpc. Table 1 lists several observable quantities for the five assumed MW mass distributions. The potential gets shallower from top to bottom, with extreme models Deep and DB4d bracketing the range allowed by the observations.

Combining the different ejection mechanisms with the MW gravitational potentials yields a total of 20 different models for the distributions of observable speeds and distances of HVSSs. These are shown in Figs 2 and 3 for stars with $v > 200 \text{ km s}^{-1}$ and $r > 10$ kpc. The velocity distribution shows a broad peak for $v \sim 500$ – 800 km s^{-1} , and different ejection scenarios are clearly recognizable. For the same ejection mechanism, the effect of the different MW potentials is relatively weak (Fig. 3, left-hand panel). The distri-

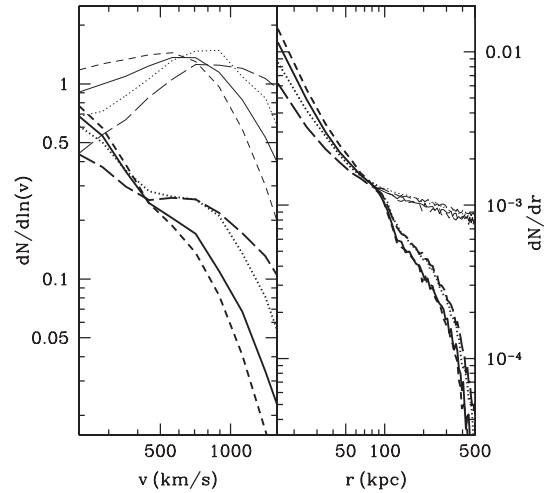


Figure 2. Normalized distribution of observable velocities $v > 200 \text{ km s}^{-1}$ and Galactocentric distances $r > 10$ kpc of stars ejected from the GC. Line styles are as in Fig. 1. All models assume a Salpeter initial mass function in the range 1–15 M_{\odot} , and the MW potential WDa. Thin lines: all stars. Thick lines: stars brighter than $m_V = 24.5$ (see Section 4 for details). Left-hand panel: velocity distribution. Right-hand panel: radial distribution.

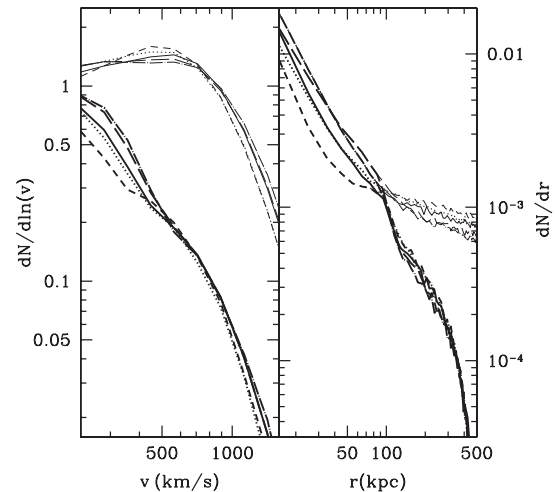


Figure 3. As Fig. 2, but for the TBIn ejection mechanism and different MW potentials: Deep (dot-dashed lines), Bdef (long-dashed lines), WDa (solid lines), DB2d (dotted lines) and DB4d (short-dashed lines).

bution of Galactocentric distances is instead quite sensitive to both the ejection and the potential model, particularly for stars within 100 kpc of the GC. Note that a steady rate of ejection of HVSSs from the GC would result in a flat dN/dr curve. The excess at $r \lesssim 50$ kpc is due to the many low-mass stars that are scattered into the halo on bound orbits.

4 COMPARISON WITH THE OBSERVATIONS

We compare our predicted observable distributions with the Brown et al. sample of HVSSs. The sample comprises five stars with $v_{\text{RF}} > +400 \text{ km s}^{-1}$ and $r > 50$ kpc (the unbound genuine HVSSs of Brown et al. 2006a), as well as seven candidate HVSSs with $+275 < v_{\text{RF}} < +450 \text{ km s}^{-1}$ and distances greater than 10 kpc [the new class of

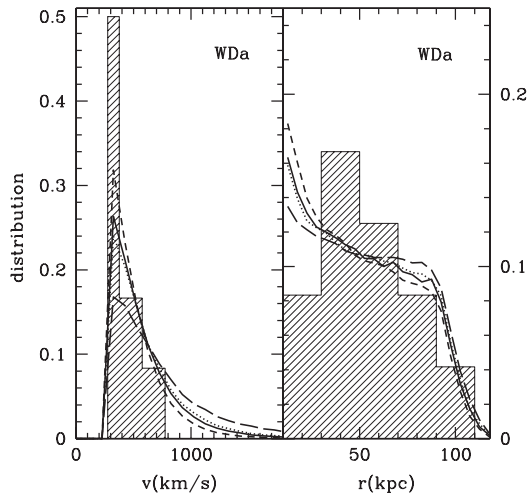


Figure 4. Theoretical distributions of observable speeds (left-hand panel) and Galactocentric distances (right-hand panel) of ejected stars in the WDa potential. Model predictions are shown for stars in the mass range $3\text{--}4 M_{\odot}$, distances $r > 10$ kpc, and velocities $v > +275 \text{ km s}^{-1}$. Line styles are as in Fig. 1. The shaded histogram represents one possible realization from the Brown et al. (2007) sample of bound and unbound HVSSs.

possible ‘bound HVSSs’ recently advocated by Brown et al. (2007)]. The combined survey selects B stars with $3 < m_{*} < 4 M_{\odot}$ down to a faint magnitude limit of $m_V = 19.5$, and is 100 per cent complete across the high-declination region of the Sloan Digital Sky Survey, Data Release 4. Completeness is to a depth of 10–120 kpc (10–90 kpc) for $4 (3) M_{\odot}$ stars. As the actual ejection rates of the different mechanisms depend upon the poorly constrained properties of the stellar population in the GC (and, for model IMBH, on the eccentricity and mass of the secondary black hole), we only consider here a normalized distribution of velocities and distances. Model predictions are shown only for stars in the mass range 3 to $4 M_{\odot}$. The theoretical distributions of observable velocities at all distances > 10 kpc are plotted in Fig. 4 against the observations. Model IMBH clearly produces a long tail of HVSSs with $v > 1500 \text{ km s}^{-1}$, and a mean velocity of ejected stars that is larger compared with other mechanisms. For example, the mean velocity of HVSSs in a WDa potential is (594, 429, 403, 343) km s^{-1} for models IMBH, BHC, TBf and TBIn, respectively. The TBf and BHC scenarios predict similar distributions, with BHC slightly shifted towards higher velocities. Predictions for the tidal break-up models are somewhat sensitive to the semimajor axis distribution of stellar binaries. In model TBIn close binaries are rarer compared with model TBf, and the high-velocity tail of the velocity distribution is less pronounced. Table 2 shows the results of the two-dimensional, two-sample Kolmogorov–Smirnov (KS) test (Press et al. 1992) applied to the observed bivariate distance/velocity distribution of HVSSs. This is compared to synthetic data sets of the same size drawn from the theoretical distributions of HVSSs with masses of $3\text{--}4 M_{\odot}$, distances $r > 10$ kpc and velocities $v > +275 \text{ km s}^{-1}$.¹ Statistically, there is no difference between data and simulations only in the case of model TBIn in shallow potentials (DB2d and DB4d). Within the limited-

¹ Note that the analysis of Brown et al. (2007) yields a statistically significant excess of 7 out of 11 observed ‘bound’ stars, allowing for a total of 330 random realizations of the real data.

Table 2. Two-dimensional, two-sample KS test significance for the observed distance–velocity distribution of HVSSs compared to our 20 different (ejection mechanisms/MW potential) models.

	TBIn	TBf	BHC	IMBH
Deep	0.151	0.085	0.057	0.007
Bdef	0.150	0.105	0.060	0.010
WDa	0.165	0.110	0.070	0.008
DB2d	0.215	0.149	0.127	0.014
DB4d	0.209	0.147	0.127	0.015

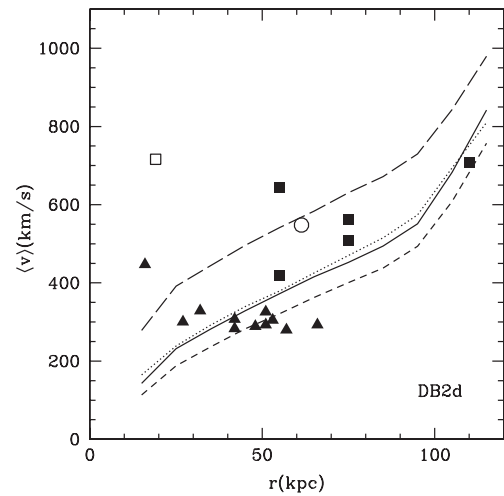


Figure 5. Mean observable speed of ejected stars in the mass range $3\text{--}4 M_{\odot}$, as a function of Galactocentric distance, for a DB2d MW potential. Line styles are as in Fig. 1. Filled squares: the five genuine unbound HVSSs of the Brown et al. (2006a) sample. Filled triangles: the 11 stars with $+275 < v_{\text{RF}} < +450 \text{ km s}^{-1}$ of the Brown et al. sample. About seven of them are candidate bound HVSSs. Open square: the HVS from Hirsch et al. (2005). Open circle: the HVS from Edelman et al. (2005).

statistics data set currently available, model IMBH appears to be disfavoured.

Slowly moving, short-lived massive stars can only populate the inner halo, and ejection mechanisms like TBIn and TBf that produce many low-speed events will generate a spatial distribution with an ‘excess’ of stars within ~ 50 kpc of the GC. Fig. 5 shows the mean observable speed of $3\text{--}4 M_{\odot}$ HVSSs as a function of Galactocentric distance. This is an increasing function of r because of stellar lifetime effects. Model IMBH appears to produce an excess of extremely fast-moving stars compared with the observations. We stress that this result does not depend on the values assumed for q and e . In particular, we tested that increasing q and/or decreasing e do not suppress the high-velocity tail.

5 DISCUSSION

HVSSs are in principle a powerful probe of the MW dark matter halo. Table 2 shows that, for any given ejection mechanism, the currently available statistics are too poor to constrain the MW potential (cf. Bromley et al. 2006). The situation will change dramatically with future astrometric (Gnedin et al. 2005) and deep wide-field surveys. For illustrative purposes, we focus here on the Large Synoptic

Survey Telescope (LSST, Claver et al. 2004). The LSST is being designed to survey an area of 20 000 deg² with 15-s pointings, down to a limiting magnitude of $m_V = 24.5$. To assess the impact of the LSST on studies of HVSs, we first assign a survey volume to the theoretical models discussed in the previous sections and use the Brown et al. sample to estimate the expected number of HVSs detectable by the LSST. Assuming that the model distributions do indeed describe the parent population of HVSs, we then extract randomly from each of them a mock catalogue of HVSs. We then apply KS statistics to quantify the ability of the LSST to distinguish between different scenarios.

As an illustrative example, we show in Fig. 2 the distribution of observable speeds and distances predicted by the different ejection scenarios, for all $v > +200$ km s⁻¹ and $r > 10$ kpc HVSs in the LSST survey volume. At a magnitude limit of $m_V = 24.5$, a 1- M_\odot star can be detected at a distance of $\lesssim 100$ kpc, and the distance distributions drop rapidly at larger distances. Assuming a Salpeter initial mass function and ejection model TBIn in a DB2d potential, we estimate that the LSST should detect $\sim 2500 \pm 800$ HVSs with $v > +275$ km s⁻¹, in the mass range 1–15 M_\odot . We find that the detection of $\gtrsim 100$ HVSs may be enough to identify unambiguously the ejection model *and* the Galactic potential.

ACKNOWLEDGMENTS

Support for this work was provided by NASA grants NAG5-11513 and NNG04GK85G, and by the Alexander von Humboldt Foundation (PM).

REFERENCES

Baumgardt H., Gualandris A., Portegies Zwart S., 2006, MNRAS, 372, 174
 Bromley B. C., Kenyon S. J., Geller M. J., Barcikowski E., Brown W. R., Kurtz M. J., 2006, ApJ, 653, 1194

Brown W. R., Geller M. J., Kenyon S. J., Kurtz M. J., 2005, ApJ, 622, L33
 Brown W. R., Geller M. J., Kenyon S. J., Kurtz M. J., 2006a, ApJ, 640, L35
 Brown W. R., Geller M. J., Kenyon S. J., Kurtz M. J., 2006b, ApJ, 647, 303
 Brown W. R., Geller M. J., Kenyon S. J., Kurtz M. J., Bromley B. C., 2007, ApJ, 660, 311
 Claver C. F. et al., 2004, in Proc. SPIE Vol. 5489, Ground-based Telescopes. SPIE, Bellingham, p. 705
 Dehnen W., Binney J., 1998, MNRAS, 294, 429
 Dormand J. R., Prince P. J., 1978, Celest. Mech., 18, 223
 Duquennoy A., Mayor M., 1991, A&A, 248, 485
 Edelmann H., Napiwotzki R., Heber U., Christlieb N., Reimers D., 2005, ApJ, 634, L181
 Ginsburg I., Loeb A., 2006, MNRAS, 368, 221
 Gnedin O. Y., Gould A., Miralda-Escudé J., Zentner A. R., 2005, ApJ, 634, 344
 Gualandris A., Portegies Zwart S., Sipior M. S., 2005, MNRAS, 363, 223
 Heacock W. D., 1998, AJ, 115, 325
 Hills J. G., 1988, Nat, 331, 687
 Hirsch H. A., Heber U., O'Toole S. J., Bresolin F., 2005, A&A, 444, L61
 Levin Y., 2006, ApJ, 653, 1203
 Matsubayashi T., Makino J., Ebisuzaki T., 2007, ApJ, 656, 879
 Miralda-Escudé J., Gould A., 2000, ApJ, 545, 847
 Navarro J. F., Frenk C. S., White S. D. M., 1997, ApJ, 490, 493
 O'Leary R. M., Loeb A., 2006, MNRAS submitted (astro-ph/0609046)
 Portegies Zwart S. F., Baumgardt H., McMillan S. L. W., Makino J., Hut P., Ebisuzaki T., 2006, ApJ, 641, 319
 Press W. H., Teukolsky S. A., Vetterling W. T., Flannery B. P., 1992, Numerical recipes in FORTRAN. The art of scientific computing, Cambridge Univ. Press, Cambridge
 Sesana A., Haardt F., Madau P., 2006, ApJ, 651, 392
 Sesana A., Haardt F., Madau P., 2007, ApJ, 660, 546
 Widrow L. M., Dubinski J., 2005, ApJ, 631, 838
 Yu Q., Tremaine S., 2003, ApJ, 599, 1129

This paper has been typeset from a $\text{\TeX}/\text{\LaTeX}$ file prepared by the author.